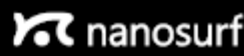


What's new?



 Follow us on Facebook
  Follow us on Twitter
  Follow us on LinkedIn

Dear ,

Nanosurf is continuing its commitment to support our customer and develop innovative technologies during these challenging times. We are trying to keep our business running as normally as the circumstances allow by delivering systems and installing them whenever possible. The confinement of researchers to their homes, closed labs, and uncertain funding situation, due to the ongoing COVID-19 pandemic, are hampering research activities around the globe. We are looking forward to a time after the pandemic when research activities will go back to normal.



I am happy to announce that although our own development activities are affected by the pandemic, it has not caused much of a delay. We anticipate to soon launch a new instrument for the life sciences market that will be the culmination of many years of collaborative research and development with our academic partners. Please follow us on social media or on our web page for upcoming announcements regarding this new instrument.

Yours sincerely,
Dr. Urs Matter
CEO

Conference corner

Free webinars in October



Choosing between scanning probe and scanning electron microscopies

October 15th 8am & 12pm EST | 14:00 & 18:00 CET

This webinar will discuss three of the most popular high-resolution microscopy-based methods that provide nanoscale information: scanning electron microscopy (SEM), transmission electron microscopy (TEM), and scanning probe microscopy/atomic force microscopy (SPM/AFM). The differences in capabilities, practical considerations, and material information provided from each method will be presented.

Automated nanomechanical analysis of blended polymers

October 29th 8am & 12pm EST | 14:00 & 18:00 CET

This webinar will present the automated nanomechanical analysis module from Nanosurf and discuss its application in analyzing blended polymers. The ease of use in data collection and analysis will be highlighted. Automated collection of data from multiple samples will be demonstrated.

[Click here for more details and to register](#)

For our customers

Software updates

New control software version::


Please download the latest version (3.10.0) of the control software

- [Nanosurf control software](#)



Product updates

Heating cooling stage



The heater/cooler sample holder is suitable for scanning probe measurements at temperatures above and below ambient. Areas of application are imaging of various phase transitions and electrochemical experiments at various temperatures. The accessory comes with a temperature reference unit and water pump.

Variable magnetic field generator




The variable magnetic field sample holder is made for MFM measurements with DC magnetic field applied in-plane with the sample. Areas of application are magnetic imaging of ferromagnetic films and nanostructures. The holder is compatible with the environmental control option.

[View details](#)

New customer story

Flex-FPM installed at Mount Sinai Hospital in New York



We recently installed a Flex-FPM at the prestigious Icahn school of medicine at Mount Sinai hospital in New York in the lab of Dr. Angelo Gaitas. Dr. Gaitas intends to use the Flex-FPM for single cell and tissue studies to study subcellular temperature changes and develop tools for microfluidics applications. According to Dr. Gaitas "The Nanosurf Flex-FPM is very versatile and allows us to explore many applications in biomedical research from testing new devices, and measuring cellular properties, to exploring new biophysics questions."


Special end of year opportunities

Nanosurf has two demo systems that are available for sale at significant discounts. These systems have been used at our company sites for demo purposes only. They have undergone extensive factory testing and come with the same warranty as a new system. The systems will be sold on a first-come first-served basis.

CoreAFM demo system



Flex-Axiom demo system




We are also offering a special end-of-year promotion on CoreAFM. All purchases of CoreAFM systems before the end of the year will be eligible to receive two advanced modes of your choice, worth about 20.000,00 CHF for FREE.

Special end-of-year offer for CoreAFM

You can choose any two modes from the following:

- Advanced spectroscopy option
- Kelvin probe force microscopy option
- Piezo force microscopy option
- Advanced conductive mode option

This offer is valid only till December 31st.






[View offers](#)

Nanosurf AG
Gräubenstrasse 12
4410 Liestal
Switzerland

Please add the sender's address to your contacts to allow all pictures and graphics to be displayed by default.

If you are not interested in receiving this kind of information via email, you can [unsubscribe here](#)

 Follow us on Facebook
  Follow us on Twitter
  Follow us on LinkedIn